

RECIPE TEMPLATES

2 PRINTABLE RECIPE WORKSHEETS



Thank you for downloading this resource!

[Click HERE to edit on Canva!](#)

PLEASE:

- *Enjoy this lesson to the fullest extent of the law.*
- *Check out some of my other lessons and activities [in my store](#).*
- *Recommend other ESL-related topics you'd like to see in my store.*
- *Visit my website at talkintownenglish.com.*
- *Be the best teacher you can be. I'll do the same. :)*

Please send an email with any questions or requests to:

talkintownenglish@gmail.com

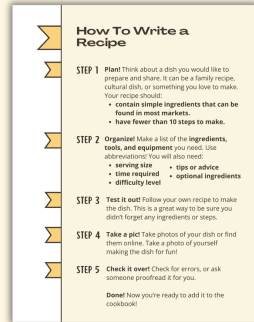
Love this resource? I want to hear about it!

[Reviews are appreciated.](#)


Contents

Click any image to jump to page.

How To Write A Recipe



Abbreviations Page



Editable Recipe Templates

Large Lined (K-5)

CHEF: _____ DATE: _____

RECIPE TITLE _____

⌚ _____ LEVEL: _____

INGREDIENTS _____

DIRECTIONS _____

IMAGE _____

Copyright 2024, Tabbi Town English

Large Lined (K-5)

CHEF: _____ DATE: _____

TITLE: _____

⌚ _____ LEVEL: _____

INGREDIENTS _____

EQUIPMENT/TOOLS _____

Close Lined (6-12)

CHEF: _____ RECIPE TITLE _____

⌚ _____ SKILL: _____

EQUIPMENT/TOOLS _____

IMAGE _____

INGREDIENTS _____

DIRECTIONS _____

NOTES: _____

Copyright 2024, Tabbi Town English

Close Lined (6-12)

CHEF: _____ RECIPE TITLE _____

⌚ _____ SKILL: _____

INGREDIENTS _____

IMAGE 1 _____

DIRECTIONS _____

EQUIPMENT _____

NOTES: _____

Copyright 2024, Tabbi Town English

How To Write a Recipe



STEP 1 Plan! Think about a dish you would like to prepare and share. It can be a family recipe, cultural dish, or something you love to make.

Your recipe should:

- **contain simple ingredients that can be found in most markets.**
- **have fewer than 10 steps to make.**

STEP 2 Organize! Make a list of the **ingredients, tools, and equipment** you need. Use abbreviations!

You will also need:

- **serving size**
- **tips or advice**
- **time required**
- **optional ingredients**
- **difficulty level**

STEP 3 Test it out! Follow your own recipe to make the dish. This is a great way to be sure you didn't forget any ingredients or steps.

STEP 4 Take a pic! Take photos of your dish or find them online. Take a photo of yourself making the dish for fun!

STEP 5 Check it over! Check for errors, or ask someone proofread it for you.
Done! Now share it with the world!

Abbreviations

approx. = approximate

tsp or t = teaspoon

Tbsp or T = tablespoon

c = cup

pt = pint

qt = quart

gal = gallon

oz = ounce

lb = pound

g = gram

kg = kilogram

mL = milliliter

L = liter

in. or " = inches (e.g., 12")

°F = degree Fahrenheit

°C = degree Celsius

CONVERSION CALCULATOR

[ONLINE CONVERSION CALCULATOR](#)

CHEF: _____ DATE: _____

RECIPE TITLE



LEVEL: _____

INGREDIENTS

DIRECTIONS

IMAGE

CHEF: _____ DATE: _____


TITLE:

🍴 _____ 🕒 _____ LEVEL: _____

INGREDIENTS

EQUIPMENT/TOOLS

DIRECTIONS



CHEF: _____

RECIPE TITLE





SKILL:

INGREDIENTS

IMAGE 1

DIRECTIONS

EQUIPMENT

NOTES:

CHEF: _____

RECIPE TITLE



SKILL: _____

EQUIPMENT/TOOLS

IMAGE

INGREDIENTS


DIRECTIONS

NOTES:

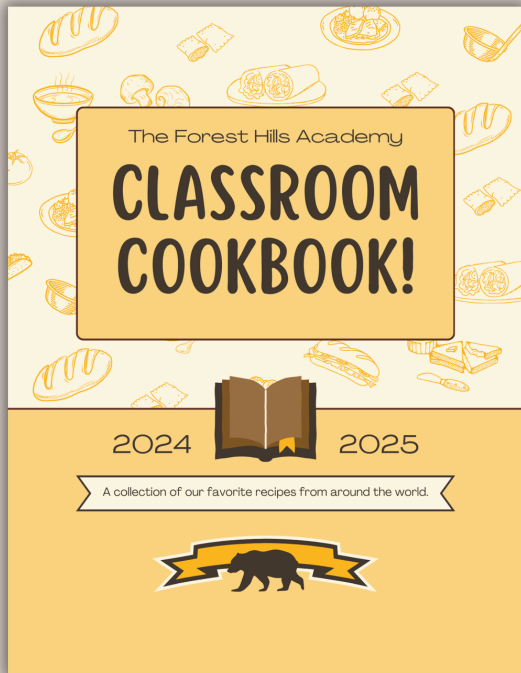


VISIT MY SHOP FOR MORE GREAT TALKIN' TOWN TOPICS!

WANT TO GO DIGITAL?



Grab the Digital Classroom Cookbook and create a student project for your next potluck or food topic!





VISIT MY SHOP FOR MORE GREAT TALKIN' TOWN TOPICS!



TERMS OF USE

Thank you for your purchase! By purchasing this resource, you are agreeing that the contents are the property of **Talkin' Town English** and licensed to you only for classroom / personal use as a single user. I retain the copyright, and reserve all rights to this product. Please remember to leave feedback so you will earn TpT Credits, which may be applied to your future purchases.

YOU MAY:

- **USE FREE AND PURCHASED ITEMS FOR YOUR OWN CLASSROOM STUDENTS, OR YOUR OWN PERSONAL USE.**
- **REFERENCE THIS PRODUCT IN BLOG POSTS, AT SEMINARS, PROFESSIONAL DEVELOPMENT, WORKSHOPS, OR OTHER SUCH VENUES, ONLY IF BOTH CREDIT IS GIVEN TO MYSELF AS THE AUTHOR, AND A LINK BACK TO MY TPT STORE IS INCLUDED IN THE PRESENTATION.**
- **PURCHASE LICENSES AT A GREAT DISCOUNT FOR OTHER TEACHERS TO USE THIS RESOURCE.**

YOU MAY NOT:

- **CLAIM THIS WORK AS YOUR OWN, ALTER THE FILES IN ANY WAY, OR REMOVE COPYRIGHT / WATERMARKS.**
- **SELL THE FILES OR COMBINE THEM INTO ANOTHER UNIT FOR SALE / FREE.**
- **POST THIS DOCUMENT FOR SALE / FREE ELSEWHERE ON THE INTERNET (THIS INCLUDES GOOGLE DOC LINKS ON BLOGS).**
- **MAKING COPIES OF PURCHASED ITEMS TO SHARE WITH OTHERS IS STRICTLY FORBIDDEN AND IS A VIOLATION OF THE TOU / LAW.**

Thank you for abiding by universally accepted codes of professional ethics while using this product. If you encounter an issue with your file, notice an error, or are in any way experiencing a problem, please contact me and I will be more than happy to help sort it out. You can message me at talkintownenglish@gmail.com.



FOLLOW ALONG ON TPT!



Copyright © 2021 Talkin' Town English