

groceries

32 VOCABULARY CARDS

 <p>salami</p>	 <p>dairy products</p>	 <p>canned goods</p>	 <p>produce</p>
 <p>snacks</p>	 <p>beverages</p>	 <p>dry goods</p>	 <p>baking products</p>

© 2023 Talkin' Town English

Thank you for purchasing this resource!

PLEASE:

- *Enjoy this lesson to the fullest extent of the law.*
- *Check out some of my other lessons and activities in my store.*
- *Recommend other ESL-related topics you'd like to see in my store.*
- *Visit my website at talkintownenglish.com.*
- *Be the best teacher you can be. I'll do the same. :)*

Please send an email with any questions or requests to:
talkintownenglish@gmail.com

Love this resource? I want to hear about it!

Reviews are appreciated.

Sample Card Activities – Teacher Guide

Welcome to your flashcards resource! Here are some of the ways in which I use them in my ESL classroom. You can use these activities as warm-ups, main tasks, or review games. Most require little to no prep—just print, cut, and go.

Activity Instructions

1. Card Comparisons Conversation

Objective: Talk about groceries using comparatives & superlatives

Set Up: Put all students in pairs and give every student a copy of the **Comparative** worksheet ONLY. Give each pair a stack of 8–12 food cards.

- Students take turns drawing one card each.
- They compare the two items using prompts on the worksheet:
 - “Which is easier to find?”
 - “Which is more expensive?”
- After 5–10 minutes, re-organize students from pairs into groups of 3. Give each student a copy of the **Superlatives** worksheet. Now they’ll be comparing 3 cards using superlatives.
- Encourage full sentence answers and monitor discussions for accuracy.

2. Frequency Check

Focus: Actions in the simple present, speaking

Set Up: Put students in groups. Cut a stack of food cards.


- One student draws a card.
 - The student has to say how often they buy that item. If the sentence is grammatically correct, they get a point.
 - Other students have to say the type of container it comes in. Points go to the team or student who says the correct answer first.

3. Hot Seat (Taboo Game)

Objective: Describing vocabulary

Set Up: One student sits with their back to the board or team.


- Teacher draws a card and writes it on the board.
- Ss or teams describe the item without saying the word.
 - Example: “It’s cold. Sweet. You eat it in summer.”
- The first student to blurt out the word gets the point for their team.




fish fillet




chicken thighs




whole chicken




sliced meat



ham




steak




ground beef



sausage



salami



dairy products



canned goods



produce



snacks



beverages



dry goods



baking products



frozen foods



housewares




health & beauty



bottle



carton



package



jar



container



box




basket




shopping cart



shelf



aisle



check-out lane



cashier



receipt



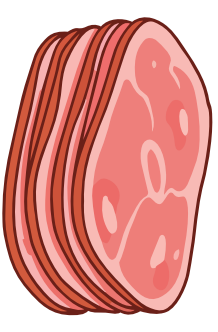
fish fillet



chicken thighs



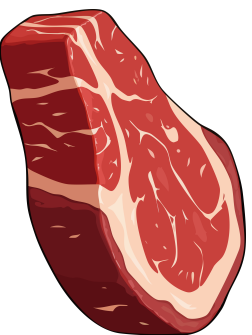
whole chicken




sliced meat



ham




steak



ground beef



sausage




salami



dairy products



canned goods




produce




snacks



beverages




dry goods




baking products



frozen foods




housewares



health & beauty




bottle




aisle




basket




shopping cart



shelf



carton



package



jar



container



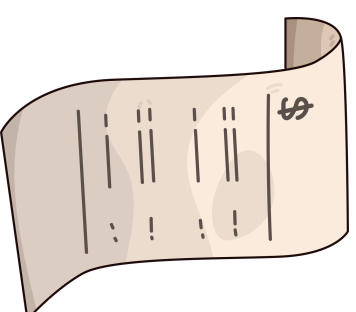
box



**check-out
lane**



cashier



receipt

Name: _____

Date: _____

Grocery Comparatives

Choose a card and compare with a partner's card.

My Grocery Item

My Partner's Item

Which do you buy more often?

Which is more expensive?

Which is easier to find?

Which is heavier?

Which smells better?

Which tastes better?

Answer the following questions with your partner.

1. Name 3 things the items have in common.

Both items...

2. What can you make with both items?

3. What was the last thing you used these items for?

Name: _____

Date: _____

Grocery Superlatives

Choose a card and compare with a partner's card.

	My Item	Partner 1	Partner 2
Which do you use the most?	<input type="checkbox"/>	<input type="checkbox"/>	<input type="checkbox"/>
Which is the most expensive?	<input type="checkbox"/>	<input type="checkbox"/>	<input type="checkbox"/>
Which is the easiest to find?	<input type="checkbox"/>	<input type="checkbox"/>	<input type="checkbox"/>
Which is the heaviest?	<input type="checkbox"/>	<input type="checkbox"/>	<input type="checkbox"/>
Which smells the best?	<input type="checkbox"/>	<input type="checkbox"/>	<input type="checkbox"/>
Which tastes the best?	<input type="checkbox"/>	<input type="checkbox"/>	<input type="checkbox"/>

Answer the following questions with your partner.

1. Name 3 things the items have in common.

All of them...

2. What can you make with all 3 items?

3. Which item is the most important to have at home? Why?

Get the complete foods bundle HERE!

ingredients

32 VOCABULARY CARDS

corn starch	ginger	flour	oregano
chives	cilantro	basil	oil

fruit + veggies

32 VOCABULARY CARDS

carrots	eggplant	lettuce	onion
squash	broccoli	zucchini	celery

food + meals

32 VOCABULARY CARDS

pancakes	lasagna	burger	sushi
hummus	bagel	steak	sub / hoogie

kitchen tools

32 VOCABULARY CARDS

pitcher	pot	blender	toaster
measuring cup	can opener	rice cooker	electric mixer

foods bundle

160 FLASHCARDS, REBUS PUZZLES & WORKSHEET ACTIVITY SET

food + meals 32 VOCABULARY CARDS	ingredients 32 VOCABULARY CARDS	fruit + veggies 32 VOCABULARY CARDS	kitchen tools 32 VOCABULARY CARDS
food activities 17 FLASHCARD ACTIVITIES	groceries 32 VOCABULARY CARDS		



TERMS OF USE

Thank you for your purchase! By purchasing this resource, you are agreeing that the contents are the property of [Talkin' Town English](#) and licensed to you only for classroom / personal use as a single user. I retain the copyright, and reserve all rights to this product. Please remember to leave feedback so you will earn TpT Credits, which may be applied to your future purchases.

YOU MAY:

- USE FREE AND PURCHASED ITEMS FOR YOUR OWN CLASSROOM STUDENTS, OR YOUR OWN PERSONAL USE.
- REFERENCE THIS PRODUCT IN BLOG POSTS, AT SEMINARS, PROFESSIONAL DEVELOPMENT, WORKSHOPS, OR OTHER SUCH VENUES, ONLY IF BOTH CREDIT IS GIVEN TO MYSELF AS THE AUTHOR, AND A LINK BACK TO MY TPT STORE IS INCLUDED IN THE PRESENTATION.
- PURCHASE LICENSES AT A GREAT DISCOUNT FOR OTHER TEACHERS TO USE THIS RESOURCE.

YOU MAY NOT:

- CLAIM THIS WORK AS YOUR OWN, ALTER THE FILES IN ANY WAY, OR REMOVE COPYRIGHT / WATERMARKS.
- SELL THE FILES OR COMBINE THEM INTO ANOTHER UNIT FOR SALE / FREE.
- POST THIS DOCUMENT FOR SALE / FREE ELSEWHERE ON THE INTERNET (THIS INCLUDES GOOGLE DOC LINKS ON BLOGS).
- MAKING COPIES OF PURCHASED ITEMS TO SHARE WITH OTHERS IS STRICTLY FORBIDDEN AND IS A VIOLATION OF THE TOU / LAW.

Thank you for abiding by universally accepted codes of professional ethics while using this product. If you encounter an issue with your file, notice an error, or are in any way experiencing a problem, please contact me and I will be more than happy to help sort it out. You can message me at talkintownenglish@gmail.com.



FOLLOW ALONG ON TPT!

